


JUNCTION BOXES

Seals electrical connections from moisture and other elements.

These junction boxes provide a convenient location to connect all wiring required for a typical pumping station, on-site system or other electrical installation.



FEATURES

- NEMA 4X enclosure rated for outdoor use.
- External mounting feet included.
- Five-year limited warranty.

OPTIONS

Junction Boxes are available with:

- 1/2" (1.27 cm), 3/4" (1.90 cm) or 1" (2.54 cm) UL Listed, CSA Certified round cable liquid-tight strain relief connectors (installed).
- 1/2" (1.27 cm) or 3/4" (1.90 cm) UL Listed, CSA Certified flat UF cable liquid-tight strain relief connectors (installed).
- 1" (2.54 cm), 1 1/2" (3.81 cm), or 2" (5.08 cm) terminal adapter hub (installed).
- Custom connector configurations available.

SPECIFICATIONS

LID AND BOX: UL Listed and CSA Certified made from high impact, corrosion resistant, weatherproof thermoplastic

GASKET: flexible PVC or neoprene

SCREWS: brass or stainless steel

INTERNAL VOLUME:

- 4" x 4" x 4" is 50.65 cubic inches (830 cubic cm)
- 6" x 6" x 4" is 125 cubic inches (2048 cubic cm)
- 8" x 8" x 4" is 261.14 cubic inches (4280 cubic cm)

EXTERNAL ENCLOSURE SIZE:

- 4 x 4 x 4 inches (10.16 x 10.16 x 10.16 cm)
- 6 x 6 x 4 inches (15.24 x 15.24 x 10.16 cm)
- 8 x 8 x 4 inches (20.32 x 20.32 x 10.16 cm)



(317) 346-4110
www.drainagesolutionsinc.com



California Prop 65 requires the following:  WARNING Cancer and Reproductive Harm - www.P65Warnings.ca.gov

SEE REVERSE SIDE FOR ORDERING INFORMATION.
SEE PRICE BOOK FOR LIST PRICE.

JUNCTION BOXES

Seals electrical connections from moisture and other elements.

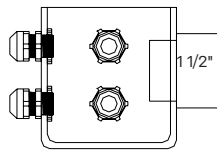
Part #	Description	Ship Weight
1008546	JB444 (no connectors or hub installed)	2 lbs.
1008872	JB444-1.5H-3R8 Simplex	3 lbs.
1008547	JB444-1.5H-4R8 Simplex	3 lbs.
1008548	JB664 (no connectors or hub installed)	3 lbs.
1008549	JB664-1.5H-4R8 Simplex (small HP pump)	4 lbs.
1008550	JB664-2H-5R8 Duplex (small HP pump)	4 lbs.
1008551	JB664-1.5H-3R8-1R12 Simplex (large HP pump)	4 lbs.
1008552	JB664-2H-3R8-2R12 Duplex (large HP pump)	5 lbs.
1008553	JB884 (no connectors or hub installed)	5 lbs.

NOTE: Descriptions grouped by enclosure size. All enclosure dimensions are in inches. Number before R8 or R12 equals the number of connectors of that size installed. 444 = 4 x 4 x 4, 664 = 6 x 6 x 4, 884 = 8 x 8 x 4. 1.5H = 1 1/2" HUB, 2H = 2" HUB. R8 = RCC8, R12 = RCC12. Small HP pump = Pump cable 18/2 to 14/3 gauge. Large HP pump = Pump cable 14/4 to 10/3 gauge.
SEE PRICE BOOK FOR LIST PRICE.

FEATURES

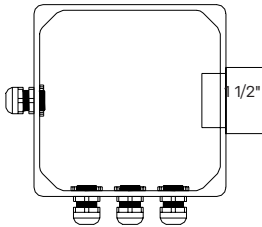
- External mounting feet included
- NEMA 4X, UL Listed, CSA Certified enclosure
- Flexible PVC or neoprene Gasket
- UL Listed and CSA Certified Hub for incoming power/control wires through conduit
1" hub available
1.5" standard with simplex version
2" standard with duplex version
- UL Listed, CSA Certified cable connectors provide strain relief and a liquid tight seal (RCC8, RCC12, RCC16, UFCC8, UFCC12)

SIDE VIEW



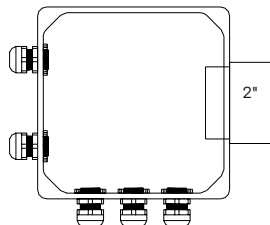
4 X 4 X 4 SIMPLEX
P/N 1008547
MODEL:
JB444-1.5H-4R8

TOP VIEW



6 X 6 X 4 SIMPLEX
P/N 1008549
MODEL:
JB664-1.5H-4R8

TOP VIEW



6 X 6 X 4 DUPLEX
P/N 1008550
MODEL:
JB664-2H-5R8

SPECIFICATIONS

LID AND BOX: UL Listed and CSA Certified high impact, corrosion resistant, weatherproof thermoplastic

GASKET: flexible PVC or neoprene

SCREWS: brass or stainless steel

VOLUME: 4" x 4" x 4" is 50.65 cubic inches (830 cubic cm), 6" x 6" x 4" is 125 cubic inches (2048 cubic cm), 8" x 8" x 4" is 261.14 cubic inches (4280 cubic cm)

ENCLOSURE: 4" x 4" x 4" (10.16 x 10.16 x 10.16 cm), 6" x 6" x 4" (15.24 x 5.24 x 10.16 cm), 8" x 8" x 4" (20.32 x 20.32 x 10.16 cm)

OTHER INFORMATION

CUSTOM CONNECTOR PLACEMENT
Contact your customer service representative for custom connector placement and pricing.



SJE RHOMBUS.



(317) 346-4110
www.drainagesolutionsinc.com